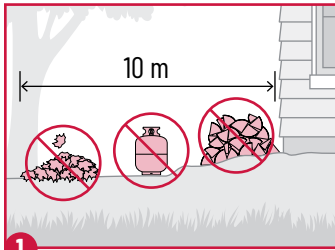


## THREE FEATURES OF A

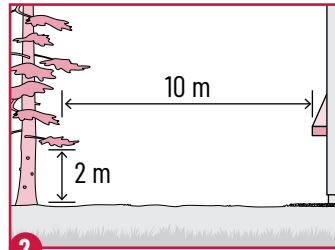
# WILDFIRE-READY COMMUNITY

Communities can integrate wildfire-ready features into their risk management plans to limit damage and disruption due to wildfire events and strengthen emergency preparedness. By working with Provincial/Territorial wildfire agencies, communities can access available tools, training, and resources to help them assess their unique risks, and create customized action plans.

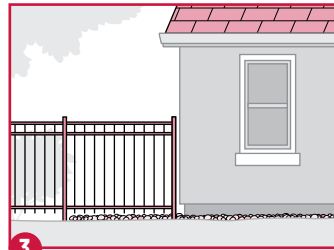
## Feature 1: Wildfire-Ready Structures & Infrastructure



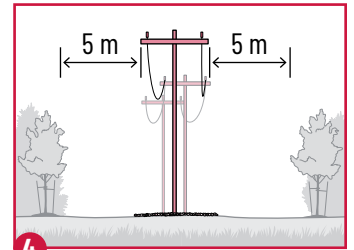
1 Complete regular maintenance of structures, infrastructure, and landscaping within 10 m to limit accumulation of flammable materials (e.g., leaves, brush piles, stored items, fuel tanks).



2 Install/replace landscaping with fire resistant materials within 10 m of structures and infrastructure.

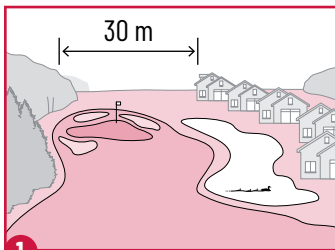


3 Build/update structures and infrastructure using fire resistant building materials (e.g., Class A roofing/metal roofs, non-combustible siding, metal, or concrete hydro poles).

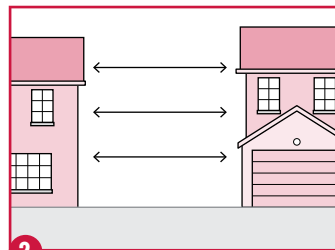


4 Design/update structures and infrastructure to be ignition resistant (e.g., 5 m distance between vegetation and power lines, power supply lines below ground where feasible).

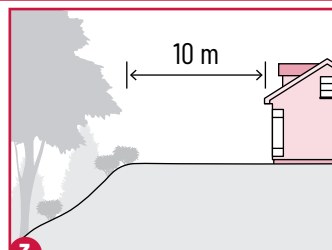
## Feature 2: Wildfire-Ready Community Design



1 Integrate minimum 30 m wide zones (fire breaks) featuring ignition resistant materials (e.g., mowed grasses, ponds, roads) into community design to limit the spread of fire. Increase minimum to 50 m on steep slopes.



2 Provide greater spatial separation between structures in hazard areas to limit the spread of fire from one structure to another.



3 Require minimum 10 m setback from the crest of a hill to limit spread of fire to structures.

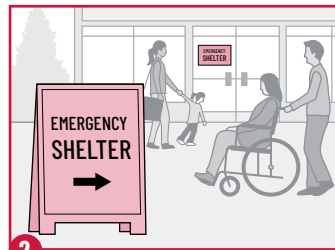


4 Restrict development in hazard areas where mitigation measures cannot meet minimum standards for health, safety, and environmental protection.

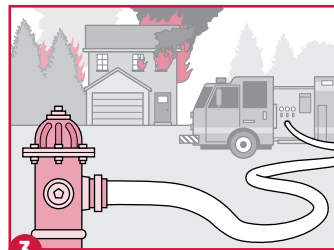
## Feature 3: Wildfire-Ready Emergency Response



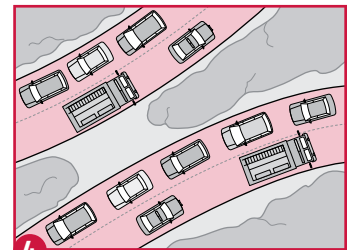
1 Complete annual emergency planning and cross-training exercises that include multiple agencies (e.g., wildland and structural firefighters).



2 Designate at least one emergency shelter per community.



3 Ensure minimum water supply for firefighting.



4 Provide two or more access and egress routes.

Note: The guidance in this document is voluntary. Completion of actions should not conflict with applicable building and fire codes. Wildfire-ready communities can reduce but not eliminate risk.

